



Caledonian

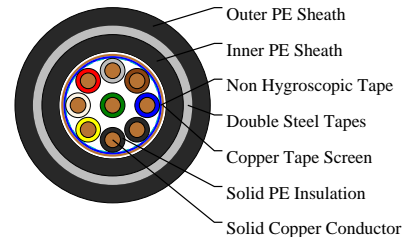
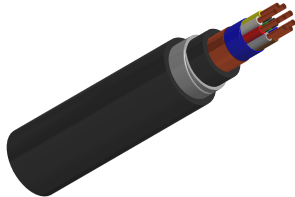
Railway Cables

www.caledonian-cables.com

marketing@caledonian-cables.com

CCPSSP-FR0.3 nx1x1.4

RS/CCPSSP-FR0.3-2Y(K)2YB2Y-9C1.4



APPLICATIONS

The cables are used as railway cables and can be installed directly into the ground or in ducts.

STANDARDS

RENFE E.T. 03.365.051.6

VOLTAGE RATING

300/500V

CABLE CONSTRUCTION

Conductors: Soft annealed solid copper, 1.4mm nominal diameter.

Insulation: PE Insulation.

Stranding: Cores are helically stranded in concentric layers.

Core Wrapping: Two or more layers of plastic tape(s) with overlapping.

Screen: Copper tapes with overlap (protection against interference).

Inner Sheath: PE sheath.

Armour: Two layers of steel tape (0.8mm thick).

Outer Sheath: PE sheath.

PHYSICAL AND THERMAL PROPERTIES

Minimum Bending Radius: 10xOD

Temperature Range: -40°C to +60°C (during operation); -10°C +60°C (during installation)

Electrical Properties

Electrical Characteristics at 20°C:

Nominal Conductor Diameter: 1.4 mm

Maximum Conductor Resistance: 11.9 Ω/km

Minimum Insulation Resistance @500 V DC (1min) : 15000 MΩ.km

Resistance Unbalance: 2%

Test Voltage @50Hz 1min:

Core to Core: 2100 Veff

Core to Screen: 2500 Veff



Caledonian

Railway Cables

www.caledonian-cables.com

marketing@caledonian-cables.com

Reduction Factor (f=50Hz):0.3

DIMENSION AND PARAMETERS

| No. of Cores | Conductor Diameter | Nominal Diameter over Insulation | Nominal Inner Sheath Thickness | Nominal Outer Sheath Thickness | Nom. Overall Diameter | Approx. Weight |
|--------------|--------------------|----------------------------------|--------------------------------|--------------------------------|-----------------------|----------------|
| | mm | mm | mm | mm | mm | kg/km |
| 9 | 1.4 | 2.6 | 1.5 | 1.6 | 22.7 | 914 |



Anti Induction



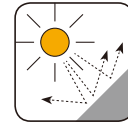
Buried in Ground



Laid In Ducts



Rated voltage



UV Resistant



Water Resistant



Zero

Zero Halogen
IEC 60754-1, EN 50267-2-1
NF C20-454